

SOLFÈGE RYTHMIQUE N° 5

POLYRHYTHMES - INDEPENDANCE
RYTHMES SIMULTANÉS

RHYTHMICAL SOLFEGGIO N° 5

POLYRHYTHMS - INDEPENDENCE

Dante AGOSTINI

The musical score is presented in two systems. The first system contains measures 1 through 12, and the second system contains measures 13 through 16. Each measure is numbered above the staff. The notation includes various rhythmic values such as quarter notes, eighth notes, and rests, often with stems pointing in different directions to indicate polyrhythmic independence. A '5' is written below the first measure of the first system. The piece concludes with a double bar line at the end of measure 16.

1

1 2 3 4

5 6 7 8

9 10 11 12

Detailed description: This system contains the first three staves of music for part 1. The first staff (labeled '1') contains measures 1 through 4, with measure numbers 1, 2, 3, and 4 written above. The second staff (labeled '5') contains measures 5 through 8, with measure numbers 5, 6, 7, and 8 written above. The third staff (labeled '9') contains measures 9 through 12, with measure numbers 9, 10, 11, and 12 written above. The music is in 4/4 time and features a melody in the upper voice with a supporting bass line.

2

1 2 3 4

5 6 7 8

9 10 11 12

Detailed description: This system contains the first three staves of music for part 2. The first staff (labeled '2') contains measures 1 through 4, with measure numbers 1, 2, 3, and 4 written above. The second staff (labeled '5') contains measures 5 through 8, with measure numbers 5, 6, 7, and 8 written above. The third staff (labeled '9') contains measures 9 through 12, with measure numbers 9, 10, 11, and 12 written above. The music is in 4/4 time and features a melody in the upper voice with a supporting bass line.

3

1 2 3 4

5 6 7 8

9 10 11 12

13 14 15 16

Detailed description: This system contains the first four staves of music for part 3. The first staff (labeled '3') contains measures 1 through 4, with measure numbers 1, 2, 3, and 4 written above. The second staff (labeled '5') contains measures 5 through 8, with measure numbers 5, 6, 7, and 8 written above. The third staff (labeled '9') contains measures 9 through 12, with measure numbers 9, 10, 11, and 12 written above. The fourth staff (labeled '13') contains measures 13 through 16, with measure numbers 13, 14, 15, and 16 written above. The music is in 4/4 time and features a melody in the upper voice with a supporting bass line.

1

1 2 3 4

5 6 7 8

9 10 11 12

1 2 3 4

5 6 7 8

9 10 11 12

1 2 3 4

5 6 7 8

9 10 11 12

13 14 15 16

1



1 2 3 4

Staff 1: Musical notation for the first system, measures 1-4. The first measure is circled. The staff contains a melody line with eighth and quarter notes and a bass line with quarter notes.

5 6 7 8



Staff 2: Musical notation for the second system, measures 5-8. The staff contains a melody line with eighth and quarter notes and a bass line with quarter notes.

9 10 11 12



Staff 3: Musical notation for the third system, measures 9-12. The staff contains a melody line with eighth and quarter notes and a bass line with quarter notes.

2



2 1 2 3 4 5

Staff 4: Musical notation for the fourth system, measures 13-18. The first measure is circled. The staff contains a melody line with eighth and quarter notes and a bass line with quarter notes.

6 7 8 9 10 11 12



Staff 5: Musical notation for the fifth system, measures 19-24. The staff contains a melody line with eighth and quarter notes and a bass line with quarter notes.

13 14 15 16 17 18



Staff 6: Musical notation for the sixth system, measures 25-30. The staff contains a melody line with eighth and quarter notes and a bass line with quarter notes.

3



3 1 2 3

Staff 7: Musical notation for the seventh system, measures 31-33. The first measure is circled. The staff contains a melody line with eighth and quarter notes and a bass line with quarter notes.

4 5 6 7



Staff 8: Musical notation for the eighth system, measures 34-37. The staff contains a melody line with eighth and quarter notes and a bass line with quarter notes.

8 9 10



Staff 9: Musical notation for the ninth system, measures 38-40. The staff contains a melody line with eighth and quarter notes and a bass line with quarter notes.

11 12 13 14



Staff 10: Musical notation for the tenth system, measures 41-44. The staff contains a melody line with eighth and quarter notes and a bass line with quarter notes.

1

1 2 3 4 5

6 7 8 9

10 11 12 13 14

2

1 2 3

4 5 6

7 8 9 10

3

1 2 3 4

5 6 7 8

9 10 11 12

13 14 15 16

①

1 2 3 4 5 6
7 8 9 10 11 12 13
14 15 16 17 18 19 20

②

1 2 3
4 5 6
7 8 9
10 11 12

③

1 2 3 4
5 6 7 8 9
10 11 12 13 14

1 2 3

1

1 2 3 4 5 6
7 8 9 10 11 12
13 14 15 16 17 18

Exercise 1: A 3/4 time signature piece consisting of 18 measures. The melody is written on a single staff with a treble clef. The bass line consists of a steady eighth-note accompaniment. The exercise is divided into three groups of six measures each, numbered 1 through 18. The first measure of the first group is circled.

2

1 2 3
4 5 6
7 8 9

Exercise 2: A 3/4 time signature piece consisting of 9 measures. The melody is written on a single staff with a treble clef. The bass line consists of a steady eighth-note accompaniment. The exercise is divided into three groups of three measures each, numbered 1 through 9. The first measure of the first group is circled.

3

1 2 3
4 5 6
7 8 9
10 11 12

Exercise 3: A 3/4 time signature piece consisting of 12 measures. The melody is written on a single staff with a treble clef. The bass line consists of a steady eighth-note accompaniment. The exercise is divided into four groups of three measures each, numbered 1 through 12. The first measure of the first group is circled.

1 2 3

4 5 6

7 8 9

1 2

3 4

5 6

1 2

3 4

5 6

7 8

1

1 2 3

4 5 6

7 8 9

This system contains the first nine measures of the first part. The first measure is circled and labeled '1'. The measures are numbered 1 through 9. The notation features a treble clef, a 2/4 time signature, and a key signature of one flat. The music consists of eighth-note patterns in the upper voice and a bass line with eighth and sixteenth notes.

2

1 2 3 4 5

6 7 8 9 10

11 12 13 14 15

This system contains measures 10 through 15 of the first part. The first measure of this system is circled and labeled '2'. The measures are numbered 1 through 15. The notation continues with eighth-note patterns and a bass line.

3

1 2

3 4

5 6

7 8

This system contains measures 16 through 23 of the first part. The first measure of this system is circled and labeled '3'. The measures are numbered 1 through 8. The notation continues with eighth-note patterns and a bass line.

This page of a musical score, numbered 11, contains two systems of music. The first system consists of three staves, each with nine numbered measures (1-9). The second system also consists of three staves, with the first staff having two numbered measures (1-2) and the subsequent two staves having numbered measures 3 through 12. The notation includes various rhythmic patterns, such as eighth and sixteenth notes, and rests. The key signature is one flat (B-flat), and the time signature is 3/4. The music is written for guitar, as indicated by the six-line staves.

1 2 3 4 5

6 7 8 9 10 11

12 13 14 15 16 17

1 2

3 4

5 6 7

1 2

3 4 5

6 7 8

9 10 11 12

1

1 2 3 4

5 6 7 8 9

10 11 12 13 14

Detailed description: This block contains the first exercise, numbered '1' in a circle. It consists of 14 measures of music. The first measure is circled. The music is written on a single staff with a treble clef and a 2/4 time signature. It features a complex rhythmic pattern with eighth and sixteenth notes, often beamed together. The exercise is divided into four groups of four measures each, numbered 1 through 14.

2

1 2

3 4

5 6 7

Detailed description: This block contains the second exercise, numbered '2' in a circle. It consists of 7 measures of music. The first measure is circled. The music is written on a single staff with a treble clef and a 2/4 time signature. It features a complex rhythmic pattern with eighth and sixteenth notes, often beamed together. The exercise is divided into three groups: two groups of two measures each (numbered 1 and 2) and a final group of three measures (numbered 3, 4, and 5).

3

1 2

3 4 5

6 7 8

9 10 11

Detailed description: This block contains the third exercise, numbered '3' in a circle. It consists of 11 measures of music. The first measure is circled. The music is written on a single staff with a treble clef and a 2/4 time signature. It features a complex rhythmic pattern with eighth and sixteenth notes, often beamed together. The exercise is divided into four groups: two groups of two measures each (numbered 1 and 2), a group of three measures (numbered 3, 4, and 5), and a final group of two measures (numbered 10 and 11).

①

1 2 3 4 5
6 7 8 9 10
10 11 12 13 14

Detailed description: This block contains the first exercise, marked with a circled '1'. It consists of 14 measures of music on a single staff. The notation includes eighth and sixteenth notes, rests, and dynamic markings such as 'f' and 'z'. The measures are numbered 1 through 14.

②

1 2 3
4 5 6
7 8 9

Detailed description: This block contains the second exercise, marked with a circled '2'. It consists of 9 measures of music on a single staff. The notation includes eighth and sixteenth notes, rests, and dynamic markings such as 'f' and 'z'. The measures are numbered 1 through 9.

③

1 2 3
4 5 6
7 8 9
10 11 12

Detailed description: This block contains the third exercise, marked with a circled '3'. It consists of 12 measures of music on a single staff. The notation includes eighth and sixteenth notes, rests, and dynamic markings such as 'f' and 'z'. The measures are numbered 1 through 12.

1

2

3

4

5

6

7

8

9

10

11

12

13

14

15

This block contains the first exercise, numbered 1 in a circled '1' at the beginning. It consists of 15 measures of music. The notation is in 2/4 time and features a melody on the upper staff with a bass line on the lower staff. The melody includes eighth and sixteenth notes, often beamed together. The bass line consists of chords and single notes. The exercise ends with a double bar line.

1

2

3

4

5

6

7

This block contains the second exercise, numbered 2 in a circled '2' at the beginning. It consists of 7 measures of music. The notation is in 2/4 time and features a melody on the upper staff with a bass line on the lower staff. The melody includes eighth and sixteenth notes, often beamed together. The bass line consists of chords and single notes. The exercise ends with a double bar line.

1

2

3

4

5

6

7

8

9

10

11

This block contains the third exercise, numbered 3 in a circled '3' at the beginning. It consists of 11 measures of music. The notation is in 2/4 time and features a melody on the upper staff with a bass line on the lower staff. The melody includes eighth and sixteenth notes, often beamed together. The bass line consists of chords and single notes. The exercise ends with a double bar line.

1



1 2 3 4 5 6 7 8 9 10 11 12 13 14 15

Detailed description: This block contains the first exercise, numbered '1' in a circle. It consists of 15 measures of music. The notation is on a single staff with a treble clef and a 2/4 time signature. The music features a complex rhythmic pattern with eighth and sixteenth notes, often beamed together. The exercise is divided into five groups of three measures each, numbered 1 through 5. The first measure of each group is marked with a '7' above it, indicating a specific rhythmic pattern. The exercise concludes with a double bar line.

2



1 2 3 4 5 6 7 8 9

Detailed description: This block contains the second exercise, numbered '2' in a circle. It consists of 9 measures of music. The notation is on a single staff with a treble clef and a 2/4 time signature. The music features a complex rhythmic pattern with eighth and sixteenth notes, often beamed together. The exercise is divided into three groups of three measures each, numbered 1 through 3. The first measure of each group is marked with a '7' above it, indicating a specific rhythmic pattern. The exercise concludes with a double bar line.

3



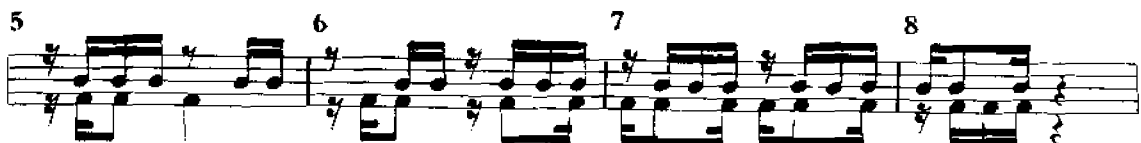
1 2 3 4 5 6 7 8 9 10 11

Detailed description: This block contains the third exercise, numbered '3' in a circle. It consists of 11 measures of music. The notation is on a single staff with a treble clef and a 2/4 time signature. The music features a complex rhythmic pattern with eighth and sixteenth notes, often beamed together. The exercise is divided into three groups of three measures each, numbered 1 through 3. The first measure of each group is marked with a '7' above it, indicating a specific rhythmic pattern. The exercise concludes with a double bar line.

1 2 3 4



5 6 7 8



9 10 11 12 13



1 2



3 4



5 6



1 2



3 4



5 6



7 8



1

1 2 3 4

5 6 7 8

9 10 11 12

Detailed description: This block contains the first exercise, numbered '1' in a circle. It consists of 12 measures of music on a single staff. The notation includes various rhythmic patterns such as eighth and sixteenth notes, often beamed together. The exercise is divided into four groups of three measures each, labeled 1 through 4 at the top. The first measure of the first group is circled.

2

1 2 3 4

5 6 7 8

9 10 11 12

13 14 15 16 17

Detailed description: This block contains the second exercise, numbered '2' in a circle. It consists of 17 measures of music on a single staff. The notation includes various rhythmic patterns such as eighth and sixteenth notes, often beamed together. The exercise is divided into four groups: a group of 4 measures (labeled 1-4), a group of 4 measures (labeled 5-8), a group of 4 measures (labeled 9-12), and a final group of 5 measures (labeled 13-17). The first measure of the first group is circled.

3

1 2 3 4

5 6 7 8 9

10 11 12 13 14

Detailed description: This block contains the third exercise, numbered '3' in a circle. It consists of 14 measures of music on a single staff. The notation includes various rhythmic patterns such as eighth and sixteenth notes, often beamed together. The exercise is divided into four groups: a group of 4 measures (labeled 1-4), a group of 5 measures (labeled 5-9), and a final group of 5 measures (labeled 10-14). The first measure of the first group is circled.

The image displays two systems of musical notation, each consisting of ten numbered measures. The first system (measures 1-25) is written in a 2/4 time signature. The second system (measures 26-39) is written in a 3/4 time signature. Both systems feature a treble clef and a bass clef. The notation includes various rhythmic patterns such as eighth and sixteenth notes, rests, and dynamic markings like accents and slurs. The measures are numbered sequentially from 1 to 25 in the first system and 26 to 39 in the second system.

EXERCICES PRÉPARATOIRES — PREPARATORY EXERCISES

1 *3* 2 3 4 5

6 7 8 9 10

11 12 13 14 15

16 17 18 19 20

2 1 2 3 4 5

6 7 8 9 10

11 12 13 14 15

16 17 18 19 20

21 22 23 24

25 26 27 28

1. This system contains measures 1 through 16. It features a treble clef and a 2/4 time signature. The melody is primarily eighth-note based, with frequent triplets. The bass line consists of quarter and eighth notes, often in a rhythmic pattern that complements the melody. Measure numbers 1 through 16 are placed above the staff.

2. This system contains measures 17 through 28. It continues the musical themes established in the first system, with similar rhythmic patterns and triplet figures. Measure numbers 17 through 28 are placed above the staff.

2. This system contains measures 1 through 6. It features a treble clef and a 2/4 time signature. The melody is primarily eighth-note based, with frequent triplets. The bass line consists of quarter and eighth notes, often in a rhythmic pattern that complements the melody. Measure numbers 1 through 6 are placed above the staff.

3. This system contains measures 7 through 12. It continues the musical themes established in the first system, with similar rhythmic patterns and triplet figures. Measure numbers 7 through 12 are placed above the staff.

4. This system contains measures 13 through 18. It continues the musical themes established in the first system, with similar rhythmic patterns and triplet figures. Measure numbers 13 through 18 are placed above the staff.

5. This system contains measures 19 through 24. It continues the musical themes established in the first system, with similar rhythmic patterns and triplet figures. Measure numbers 19 through 24 are placed above the staff.

6. This system contains measures 25 through 28. It concludes the second piece with similar rhythmic patterns and triplet figures. Measure numbers 25 through 28 are placed above the staff.

REGAPITULATION

The image displays a musical score for a piece titled "REGAPITULATION". The score is organized into two systems, each containing 15 numbered measures. The first system (measures 1-15) is written in a 2/4 time signature. Measures 1, 2, and 3 are grouped together, as are measures 4, 5, and 6, and measures 7, 8, and 9. The second system (measures 10-15) also has measures 10, 11, and 12 grouped together, and measures 13, 14, and 15 grouped together. The music consists of a single melodic line on a five-line staff. It features a variety of rhythmic patterns, including eighth and sixteenth notes, and rests. A prominent feature is the use of triplets, indicated by a '3' over a group of notes, which are often slurred together. The piece concludes with a double bar line at the end of measure 15.

1

5 6 7 8

9 10 11 12

2

6 7 8 9 10

11 12 13 14 15

3

4 5 6 7

8 9 10 11

This page contains 12 numbered exercises for guitar, arranged in four groups of three. Each exercise is a short melodic phrase on a single staff, often with a bass line. The notation includes various rhythmic values, accidentals, and articulation marks like slurs and accents.

- Exercise 1:** A melodic phrase starting with a quarter note, followed by eighth notes, and ending with a quarter note. It features a bass line with eighth notes.
- Exercise 2:** A melodic phrase starting with a quarter note, followed by eighth notes, and ending with a quarter note. It features a bass line with eighth notes.
- Exercise 3:** A melodic phrase starting with a quarter note, followed by eighth notes, and ending with a quarter note. It features a bass line with eighth notes.
- Exercise 4:** A melodic phrase starting with a quarter note, followed by eighth notes, and ending with a quarter note. It features a bass line with eighth notes.
- Exercise 5:** A melodic phrase starting with a quarter note, followed by eighth notes, and ending with a quarter note. It features a bass line with eighth notes.
- Exercise 6:** A melodic phrase starting with a quarter note, followed by eighth notes, and ending with a quarter note. It features a bass line with eighth notes.
- Exercise 7:** A melodic phrase starting with a quarter note, followed by eighth notes, and ending with a quarter note. It features a bass line with eighth notes.
- Exercise 8:** A melodic phrase starting with a quarter note, followed by eighth notes, and ending with a quarter note. It features a bass line with eighth notes.
- Exercise 9:** A melodic phrase starting with a quarter note, followed by eighth notes, and ending with a quarter note. It features a bass line with eighth notes.
- Exercise 10:** A melodic phrase starting with a quarter note, followed by eighth notes, and ending with a quarter note. It features a bass line with eighth notes.
- Exercise 11:** A melodic phrase starting with a quarter note, followed by eighth notes, and ending with a quarter note. It features a bass line with eighth notes.
- Exercise 12:** A melodic phrase starting with a quarter note, followed by eighth notes, and ending with a quarter note. It features a bass line with eighth notes.

EXERCICES PRÉPARATOIRES — PREPARATORY EXERCISES

1 2 3 4

5 6 7 8 9

10 11 12 13 14

15 16 17 18 19

20 21 22 23 24

25 26 27 28 29

1 2 3 4 5

6 7 8 9 10

11 12 13 14 15

16 17 18 19 20

21 22 23 24 25

26 27 28 29 30 31

1 2 3 4 5

6 7 8 9 10

11 12 13 14 15

16 17 18 19 20

21 22 23 24 25

26 27 28 29 30

1 2 3 4 5

6 7 8 9 10

11 12 13 14 15

16 17 18 19 20

21 22 23 24 25

26 27 28 29 30

1

5

9

13

17

2

6

11

16

21

26

1 2 3 4 5

6 7 8 9 10

11 12 13 14 15

16 17 18 19 20

21 22 23 24 25

26 27 28 29 30

1 2 3 4 5

6 7 8 9 10

11 12 13 14 15

16 17 18 19 20

21 22 23 24 25

26 27 28 29 30

1

1 2 3 4 5
6 7 8 9 10
11 12 13 14 15
16 17 18 19 20
21 22 23 24 25
26 27 28 29 30

This system contains 30 measures of music, numbered 1 through 30. The notation is in a 2/4 time signature. Measures 1-5 are marked with a '1' above them, measures 6-10 with a '2', measures 11-15 with a '3', and measures 16-20 with a '4'. Measures 21-25 are marked with a '5'. The music consists of a melody in the upper voice and a bass line in the lower voice, often featuring triplets and slurs.

2

1 2 3 4 5
6 7 8 9 10
11 12 13 14 15
16 17 18 19 20
21 22 23 24 25
26 27 28 29 30

This system contains 30 measures of music, numbered 1 through 30. The notation is in a 2/4 time signature. Measures 1-5 are marked with a '1' above them, measures 6-10 with a '2', measures 11-15 with a '3', and measures 16-20 with a '4'. Measures 21-25 are marked with a '5'. The music consists of a melody in the upper voice and a bass line in the lower voice, often featuring triplets and slurs.

1 2 3 4 5

6 7 8 9 10

11 12 13 14 15

16 17 18 19 20

21 22 23 24 25

26 27 28 29 30

This system contains 30 measures of music. The notation is on a single staff with a treble clef and a 2/4 time signature. The music consists of eighth and sixteenth notes, often beamed together. There are several slurs and accents throughout. The measures are numbered 1 through 30.

1 2 3 4

5 6 7 8 9

10 11 12 13 14

15 16 17 18 19

20 21 22 23 24

This system contains 24 measures of music. The notation is on a single staff with a treble clef and a 2/4 time signature. The music continues with eighth and sixteenth notes, including slurs and accents. The measures are numbered 1 through 24.

RECAPITULATION

The musical score is titled "RECAPITULATION" and is arranged in five systems. Each system contains a series of numbered measures, with a large number indicating the start of a new system. The notation includes a treble clef, a 2/4 time signature, and various rhythmic values such as eighth and sixteenth notes. The music is characterized by a consistent rhythmic pattern of eighth notes, often grouped in pairs or fours. The first system begins with measure 1 and ends with measure 11. The second system starts at measure 1 and ends at measure 10. The third system starts at measure 1 and ends at measure 5. The fourth system starts at measure 3 and ends at measure 5. The fifth system starts at measure 6 and ends at measure 8. The overall structure is a dense, rhythmic sequence of notes.

The image displays a musical score for two staves, numbered 1 through 14. The notation is complex, featuring numerous triplets and intricate rhythmic patterns. The first staff (labeled '1') begins with a treble clef and a 3/4 time signature. The second staff (labeled '2') begins with a bass clef and a 2/4 time signature. The score is organized into four systems, each containing four numbered measures. The first system includes measures 1, 2, 3, and 4. The second system includes measures 5, 6, 7, and 8. The third system includes measures 9, 10, 11, and 12. The fourth system includes measures 13, 14, 15, and 16. The notation is dense, with many notes beamed together and frequent use of triplet markings. The overall style is characteristic of a technical exercise or a piece of music designed to challenge rhythmic precision.

1

4

8

11

2

6

11

3

5

10

15

19

The image displays three systems of musical notation, each consisting of a single staff. The first system (labeled '1') contains measures 1 through 11. The second system (labeled '2') contains measures 12 through 15. The third system (labeled '3') contains measures 16 through 19. Each measure is numbered at the beginning. The notation includes various rhythmic values such as eighth and sixteenth notes, often beamed together. There are frequent accents (marked with a '2' over the note) and slurs. Some measures include a '7' below the staff, possibly indicating a fingering or a specific rhythmic pattern. The music is written in a common time signature, likely 4/4 or 3/4, with a key signature of one flat.

This page contains 12 systems of musical notation, each consisting of a single staff with a treble clef and a 4/4 time signature. The systems are numbered 1 through 12. Each system contains a sequence of sixteenth-note patterns, often grouped in pairs or threes. Many of these patterns are marked with a '3' and a slur, indicating a triplet. The patterns are designed to be played on a guitar, with some systems showing specific fingering or articulation marks. The notation is dense and rhythmic, typical of a technical exercise or a complex accompaniment piece.

The image displays two systems of musical exercises, each consisting of 12 numbered measures. The first system (measures 1-12) is written in 4/4 time and features a treble staff with a melody and a bass staff with accompaniment. The second system (measures 13-24) is written in 3/4 time and also features a treble staff with a melody and a bass staff with accompaniment. The exercises are characterized by rhythmic patterns, including triplets and slurs, and are marked with a 'p' (piano) dynamic. The notation includes various note values, rests, and articulation marks.

EXERCICES PREPARATOIRES — PREPARATORY EXERCISES

The image displays two systems of preparatory exercises, numbered 1 through 15. Each exercise is presented on a single staff with a treble clef and a 2/4 time signature. The exercises are organized into two groups of five.

System 1 (Exercises 1-5):

- Exercise 1:** Features a sequence of eighth-note patterns. The first two measures are marked with a '6' above the staff, and the last two measures are marked with a '5' above the staff.
- Exercise 4:** Features a sequence of eighth-note patterns. The first two measures are marked with a '6' above the staff, and the last two measures are marked with a '6' above the staff.
- Exercise 5:** Features a sequence of eighth-note patterns. The first two measures are marked with a '6' above the staff, and the last two measures are marked with a '6' above the staff.
- Exercise 6:** Features a sequence of eighth-note patterns. The first two measures are marked with a '6' above the staff, and the last two measures are marked with a '6' above the staff.
- Exercise 7:** Features a sequence of eighth-note patterns. The first two measures are marked with a '5' above the staff, and the last two measures are marked with a '5' above the staff.

System 2 (Exercises 6-10):

- Exercise 8:** Features a sequence of eighth-note patterns. The first two measures are marked with a '5' above the staff, and the last two measures are marked with a '5' above the staff.
- Exercise 9:** Features a sequence of eighth-note patterns. The first two measures are marked with a '5' above the staff, and the last two measures are marked with a '5' above the staff.
- Exercise 10:** Features a sequence of eighth-note patterns. The first two measures are marked with a '5' above the staff, and the last two measures are marked with a '5' above the staff.
- Exercise 11:** Features a sequence of eighth-note patterns. The first two measures are marked with a '5' above the staff, and the last two measures are marked with a '5' above the staff.
- Exercise 12:** Features a sequence of eighth-note patterns. The first two measures are marked with a '5' above the staff, and the last two measures are marked with a '5' above the staff.

System 3 (Exercises 11-15):


- Exercise 13:** Features a sequence of eighth-note patterns. The first two measures are marked with a '5' above the staff, and the last two measures are marked with a '5' above the staff.
- Exercise 14:** Features a sequence of eighth-note patterns. The first two measures are marked with a '5' above the staff, and the last two measures are marked with a '5' above the staff.
- Exercise 15:** Features a sequence of eighth-note patterns. The first two measures are marked with a '5' above the staff, and the last two measures are marked with a '5' above the staff.

System 4 (Exercises 16-20):

- Exercise 16:** Features a sequence of eighth-note patterns. The first two measures are marked with a '5' above the staff, and the last two measures are marked with a '5' above the staff.
- Exercise 17:** Features a sequence of eighth-note patterns. The first two measures are marked with a '5' above the staff, and the last two measures are marked with a '5' above the staff.
- Exercise 18:** Features a sequence of eighth-note patterns. The first two measures are marked with a '5' above the staff, and the last two measures are marked with a '5' above the staff.
- Exercise 19:** Features a sequence of eighth-note patterns. The first two measures are marked with a '5' above the staff, and the last two measures are marked with a '5' above the staff.
- Exercise 20:** Features a sequence of eighth-note patterns. The first two measures are marked with a '5' above the staff, and the last two measures are marked with a '5' above the staff.

This musical score is for guitar, presented in two systems of 15 numbered measures each. The notation is in treble clef with a 7/8 time signature. The first system contains measures 1 through 15, and the second system contains measures 16 through 30. The music features a complex rhythmic pattern of eighth and sixteenth notes, often beamed together. Fingering numbers (1-5) are placed above the notes to indicate fingerings. The score concludes with a final chord in measure 30.

1 2 3



4 5 6


7 8 9

10 11 12

13 14 15

Detailed description: This block contains the first system of musical notation, labeled '1'. It consists of five staves of music. The first staff has measures 1, 2, and 3. The second staff has measures 4, 5, and 6. The third staff has measures 7, 8, and 9. The fourth staff has measures 10, 11, and 12. The fifth staff has measures 13, 14, and 15. The notation includes various rhythmic values, accidentals, and dynamic markings such as 'f' and 'p'.

1 2 3



4 5 6

7 8 9

10 11 12

13 14 15

Detailed description: This block contains the second system of musical notation, labeled '2'. It consists of five staves of music. The first staff has measures 1, 2, and 3. The second staff has measures 4, 5, and 6. The third staff has measures 7, 8, and 9. The fourth staff has measures 10, 11, and 12. The fifth staff has measures 13, 14, and 15. The notation includes various rhythmic values, accidentals, and dynamic markings such as 'f' and 'p'.

The image displays two systems of musical notation, each consisting of 15 numbered measures. The notation is complex, featuring multiple staves per measure and intricate rhythmic patterns. Fingerings are indicated by numbers 1-5 above notes. The first system (measures 1-15) and the second system (measures 1-15) follow a similar structural pattern, with measures 1-13 containing dense rhythmic figures and measures 14-15 showing more sparse, melodic lines. The notation includes various note values, rests, and dynamic markings.

REGAPITULATION

The musical score for 'REGAPITULATION' is presented in ten systems, each containing two staves of piano accompaniment. The notation includes various rhythmic patterns, primarily eighth and sixteenth notes, with frequent beaming. Fingerings are indicated by numbers 1-5 above or below notes. Measure numbers are placed at the beginning of each system: System 1 (measures 1-2), System 2 (measures 3-5), System 3 (measures 6-9), System 4 (measures 1-3), System 5 (measures 4-7), System 6 (measures 1-2), System 7 (measures 3-4), System 8 (measures 5-6), and System 9 (measures 6-9). The score concludes with a double bar line at the end of the final system.

The image displays two systems of musical notation, each containing ten numbered measures. The notation is complex, featuring a variety of rhythmic values, including eighth and sixteenth notes, and frequent use of triplets. The first system (measures 1-10) begins with a treble clef and a 4/4 time signature. The second system (measures 1-10) begins with a bass clef and a 4/4 time signature. Both systems include dynamic markings such as *mf* and *f*, and articulation marks like accents and slurs. The music is characterized by dense, rhythmic textures with many beamed notes.

This page contains 11 numbered musical exercises, each consisting of a single staff with a treble clef and a 4/4 time signature. The exercises are characterized by complex rhythmic patterns, often involving triplets and sixteenth notes. Fingerings are indicated by numbers 1-5 above or below notes. Some exercises include slurs and accents. The exercises are arranged in two groups: the first group contains exercises 1 through 11, and the second group contains exercises 1 through 8. The notation is dense and technical, typical of a piano technique book.

1

3

4

5

6

7

8

9

10

11

2

3

4

5

6

7

8

EXERCICES PREPARATOIRES — PREPARATORY EXERCISES

1 2 3 4 5 6 7 8 9

This section contains nine measures of music, numbered 1 through 9. The notation is on a single staff with a treble clef and a 2/4 time signature. Measures 1 and 2 are marked with a '1' above them. Measures 3 and 4 are marked with a '3' above them. Measures 5 and 6 are marked with a '5' above them. Measures 7 and 8 are marked with a '7' above them. Measures 9 and 10 are marked with a '9' above them. The music consists of eighth and sixteenth notes, often beamed together, with some measures containing slurs and accents.

RECAPITULATION

1 2 3 4 5 6 7 8

This section contains eight measures of music, numbered 1 through 8. The notation is on a single staff with a treble clef and a 2/4 time signature. Measures 1 and 2 are marked with a '1' above them. Measures 3 and 4 are marked with a '3' above them. Measures 5 and 6 are marked with a '5' above them. Measures 7 and 8 are marked with a '7' above them. The music consists of eighth and sixteenth notes, often beamed together, with some measures containing slurs and accents.

This page contains seven systems of musical notation, likely for guitar, arranged in a vertical sequence. Each system consists of a single staff with a treble clef and a 7/8 time signature. The notation includes various rhythmic patterns, such as eighth and sixteenth notes, and rests. The measures are numbered as follows:

- System 1: Measures 1 and 2.
- System 2: Measures 3, 4, 5, and 6.
- System 3: Measures 7, 8, and 9.
- System 4: Measures 10, 11, 12, and 13.
- System 5: Measures 14, 15, and 16.
- System 6: Measures 17, 18, and 19.
- System 7: Measures 20, 21, and 22.

The notation is dense, with many notes beamed together, and includes various rhythmic markings such as accents and slurs. The page number 45 is located in the top right corner.

The image displays a musical score for three systems, each consisting of three staves. The notation is complex, featuring a variety of rhythmic values and fingerings.

- System 1:** The first staff is marked with a '1' and contains a sequence of eighth and sixteenth notes with fingerings 1, 2, 3, 4, 5, 6, 7, and 8. The second and third staves are marked with a '2' and contain similar rhythmic patterns with fingerings 1, 2, 3, 4, 5, 6, 7, and 8.
- System 2:** The first staff is marked with a '2' and contains a sequence of eighth and sixteenth notes with fingerings 1, 2, 3, 4, 5, 6, 7, and 8. The second and third staves are marked with a '2' and contain similar rhythmic patterns with fingerings 1, 2, 3, 4, 5, 6, 7, and 8.
- System 3:** The first staff is marked with a '3' and contains a sequence of eighth and sixteenth notes with fingerings 1, 2, 3, 4, 5, 6, 7, and 8. The second and third staves are marked with a '3' and contain similar rhythmic patterns with fingerings 1, 2, 3, 4, 5, 6, 7, and 8.

The score includes various musical notations such as stems, beams, and slurs, indicating complex rhythmic structures. The fingerings are clearly marked above the notes to guide the performer.

The image displays a musical score for three staves, each containing four measures of music. The notation includes various rhythmic values such as eighth and sixteenth notes, and rests. Fingerings are indicated by numbers 1 through 4 above the notes. The score is organized into three distinct systems, each with its own set of three staves. The first system (top) features a variety of rhythmic patterns, including eighth-note runs and sixteenth-note groups. The second system (middle) shows more complex rhythmic structures, including some measures with multiple rests and specific fingerings. The third system (bottom) continues the rhythmic development, with some measures ending in a final note and a rest. The overall style is that of a technical exercise or a short piece for a stringed instrument.

EXERCICES PREPARATOIRES — PREPARATORY EXERCICES

The image displays a musical score for preparatory exercises, numbered 1 through 26. The exercises are arranged in two main sections. The first section contains exercises 1 through 24, and the second section contains exercises 25 through 26. Each exercise is written on a single staff with a treble clef and a 2/4 time signature. The exercises are characterized by simple rhythmic patterns, often involving eighth and sixteenth notes, and are frequently grouped by slurs. Some exercises include dynamic markings such as *p* (piano) and *f* (forte). The exercises are numbered 1 through 26, with some exercises having multiple measures indicated by small numbers (e.g., 4, 7, 8, 14, 17, 22, 23, 24, 25).

1 2 3 4 5

6 7 8 9 10 11

12 13 14 15 16 17

18 19 20 21 22 23

24 25 26 27 28

29 30 31 32 33 34

Musical score for voice part 1, measures 1-34. The score is written on a single staff with a treble clef and a 4/4 time signature. It features a series of eighth-note patterns, often grouped in pairs or fours, with various articulations such as slurs and accents. The measures are numbered 1 through 34.

1 2 3 4 5

6 7 8 9 10

11 12 13 14 15

16 17 18 19 20

21 22 23 24 25

26 27 28 29 30 31

Musical score for voice part 2, measures 1-31. The score is written on a single staff with a treble clef and a 4/4 time signature. It features a series of eighth-note patterns, often grouped in pairs or fours, with various articulations such as slurs and accents. The measures are numbered 1 through 31.

RECAPITULATION

The musical score is organized into three systems, each containing three staves. The first system (top) has measures 1 through 12, the second system (middle) has measures 1 through 13, and the third system (bottom) has measures 1 through 9. Each measure is numbered at the beginning. The notation includes various rhythmic values, primarily eighth and sixteenth notes, often grouped into triplets indicated by a '3' and a bracket. The music is written in a treble clef with a key signature of one flat (B-flat). The first system concludes with a double bar line and repeat dots. The second system concludes with a double bar line and repeat dots. The third system concludes with a double bar line and repeat dots.

1 2 3 4

5 6 7 8

9 10 11 12 13

14 15 16 17

18 19 20 21 22

23 24 25 26

27 28 29 30

31 32 33 34

35 36 37 38

39 40 41 42

43 44 45 46

47 48 49 50

The image shows a musical score for 50 measures, numbered 1 to 50. The music is written on a grand staff with a treble and bass clef. The key signature has one flat (B-flat). The time signature is 4/4. The score consists of ten staves, each containing five measures. The music features a piano accompaniment with a steady eighth-note bass line and a treble line with various rhythmic patterns, including triplets and slurs. The measures are numbered 1 through 50, with some measures containing rests or specific rhythmic markings. The overall style is that of a classical or romantic-era piano piece.

Musical score for piano, page 52, measures 1-55. The score is written in a single system with 11 staves. The music is in 4/4 time and features a complex rhythmic pattern with many triplets and sixteenth notes. The measures are numbered 1 through 55. The notation includes various note values, rests, and dynamic markings. The piece concludes with a double bar line at measure 55.